




**BENTON MIDDLE SCHOOL**  
**7<sup>th</sup> Grade Summer 2018 Reading Assignment**  
**One-Pager® Response to Reading**

**A Wrinkle in Time** by Madeleine L'Engle,  
**Enders Game** by Orson Scott Card **OR**  
**The House on Mango Street** by Sandra Cisneros



**Directions:**

Get a copy of one of these books, use plain white 8.5 x 11" paper on one side only, and include the book title, the author, and your name on the front.

**1. Your One Pager should include *any* or *all* of these:**

- a. Pull out a quotation or two, using them to explore one of your own ideas, and write them on the page (perhaps using a different colored pen).
- b. Use visual images, either drawn or cut from magazines, to create a visual focus.
- c. Cluster around a dominant impression, feeling or thought you have while reading.
- d. Make a personal statement about what you have read.
- e. Ask a question or two and answer it (them).
- f. Create the one-pager so that your audience will understand something about the reading from what you do.
- g. Feel free to use colored pens or pencils.

**2. What not to do:**

- a. Don't merely summarize.
- b. Don't be restricted by the lines on the paper. Use unlined paper.
- c. Don't think a half a page will do—make it rich with quotes and images.

***What is a One-Pager?***

*"How do I know what I think, until I **see** what I say?" --E.M. Forster*

- A one pager is a single-page response to your reading.
- A one-pager connects the verbal and the visual; it connects the ideas in what you read to your thoughts. It connects words and images.
- It is a way of making your own pattern of your unique understanding. It is a way to be creative and experimental. It is a way to respond imaginatively and honestly. It is a way to be brief and compressed.

**DUE to your Language Arts Teacher by Friday, August 24, 2018**